

Roland

Roland Amplifiers

SPIRIT & TECHNOLOGY

Since the launch of our legendary Jazz Chorus JC in 1975, we at Roland have progressively forged forward, designing and producing amplifiers that embody our state-of-the-art technologies and artistic passion. Today, our amps continue to deliver unique sounds and functions that resonate with players' souls ... inspiring and empowering them to fulfill their creative visions.

The Lineup

Every amp in this extensive lineup has been designed, detailed, and infused with our obsession for supreme tone, expression, and reliability.

GA

GA-series stage amps provide high-caliber sound, playability, and rock-solid construction that top professionals around the world demand. Colorful, bold, and revolutionary, these amps are powered by state-of-the-art COSM technology, and earn the title of "flagships of the fleet".

JC

The Jazz Chorus JC series represents the origin of Roland amps. When the JC-120 debuted in 1975, it was heralded as a solid-state marvel of unique technology and sound. Today, decades later, the JC-120 is still coveted by guitarists around the world.

CUBE

Travel friendly and filled with features, the CUBE series packs state-of-the-art amp technology and functionality into compact cabinets. These high-performance mobile amps are great for bedrooms, practice studios, outdoor gigs, and beyond.

CM

The CUBE Monitor CM series is optimal for monitoring your music during performance or in music-production environments. With their high-fidelity 2.1-channel design, the CM-220 and CM-110 deliver wide-range sound reproduction. The CM-30 is a best-selling monitor amp that supports a multitude of applications.

AC

Since it was launched in 1995, the Acoustic Chorus AC series has become *the* standard amp for acoustic guitars. This amp series was specially designed for acoustic instruments, meticulously handing the warmth and pure sound that acoustic guitars are known for.

BA

The BA series supports a variety of inputs, including instruments, microphones, and various audio gear. With support for battery power and an anti-feedback function for preventing howling, these portable amps can be used for a wide variety of applications.

Originality

Roland's unique COSM technology provides out-of-this-world performance.

COSM, the ultimate in amp-modeling technology, was developed by carefully studying vintage masterpiece amplifiers. Our engineers meticulously verified the characteristics of various components and the behavior of circuits from coveted guitar and bass amps. Even speaker and cabinet characteristics have been precisely modeled in COSM to reproduce the exact playing feel and nuances of the original amps.

COSM modeling is featured in a wide range of amps, from our professional stage combos to compact CUBES that you can enjoy in a bedroom. COSM connects you to the DNA of masterpiece amps, letting you experience the heart and soul of a classic.

From the ongoing evolution of COSM comes Roland's original Progressive Amp*, which exceeds the boundaries of existing amp modeling schemes. This technology lets a single amp deliver a wide range of sounds that are simply impossible to create on existing amps.

* Equipped on the GA-212 and GA-112




Quality

Every detail of our cabinets, speakers, and components exemplify the outstanding quality of our amps.

The cabinet also represents Roland's audio technologies and know-how. All elements of the cabinet — including material, board thickness, and construction — have been designed to deliver the ultimate in sound quality and durability. The CUBE XL series, for example, employs a baffle made of ultra-sturdy direct-joint construction and a closed back to improve deep frequency response. Additionally, every element — from protectors, metal grills, and rubber feet — have been designed to deliver the ultimate sound and strength.

All Roland amps are equipped with high-fidelity custom speakers that have passed stringent durability tests. With meticulous attention given to the choice of speaker material, these speakers are designed to maximize every ounce of the amp's potential.

GA series speakers are equipped with powerful magnetic circuitry that translates every detail, from subtle picking nuances to dynamic low end. The tweeter used in the CM-220/CM-110 amps consists of a silk dome diaphragm and aluminum voice coil. The woofers on these amps use an aluminum-deposited fiber cone. As a result, these speakers are built to handle every detail of the source signal.



Portable & Battery-Powered

Enjoy music anywhere, anytime. Go mobile with Roland's lightweight, battery-powered amps!

Our pursuit of perfect portability covers all bases — from cabinets and speakers to the smallest internal components — without compromising sound quality and durability. Thanks to their travel-friendly design, including battery-power capability and convenient carrying handles, these units are ready for the road.

Roland's battery-powered amps such as MOBILE BA, MOBILE CUBE or BA-55 etc. deliver powerful sound that defies their diminutive body size. Carry them anywhere! With battery power support, these amps let you take your show on the road, even to outdoor locations where no power outlet is available.

In order to ensure battery availability and to achieve a lightweight cabinet, all Roland battery-ready amps accommodate size AA batteries. With a high-efficiency design based on Roland's state-of-the-art technologies, these amps allow extended playing times on battery power.



■ CUBE Street --- P10

■ MOBILE AC --- P13

■ AC-90 --- P12

■ MICRO CUBE BASS RX --- P9

■ CUBE-80XL --- P6

■ CUBE-120XL BASS --- P8

■ JC-120 --- P5

■ GA-212/GA-112 --- P4

■ CM-220 --- P11

■ BA-330 --- P14

■ BA-55 --- P14

■ MOBILE BA --- P15

Groundbreaking stage amps with original tone.

GA-212/GA-112

Guitar Amplifier **COSM**



- Original COSM amp model with incredible feel, attack, natural compression, and sustain
- Morph from clean to super-extreme tones with the DRIVE knob and BOOST button
- Sound Indicator displays the level of distortion in a range of colors
- LEDs embedded in the knobs show current settings; great for dark stages
- Intuitive operation with simple, fast-access structure; two volume controls, three tone controls, presence, and reverb
- Smart Channel automatically memorizes the current position of knobs for all channels
- Control channel switching and other functions via GA-FC foot controller (sold separately)
- Two models available — GA-212: 200W amp with two 12" speakers, GA-112: 100W amp with one 12" speaker



(GA-212)



(GA-112)

A masterpiece of pure tone, power, and legendary stereo chorus.

JC-120

Jazz Chorus Guitar Amplifier



- Pure, pristine sound across the entire frequency range
- Excellent picking response
- Spatially synthesized stereo chorus through twin-amp/twin-speaker design
- Versatile tone creation, from lush ambience and reverb to powerful distortion
- Stereo effects loop for processing flexibility
- Effects loop circuitry with series and parallel routing options
- Heavy-duty construction with tough, tacked exterior



Front Panel



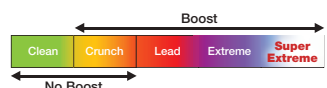
Rear Panel



* Front- and rear-panel specifications are the same for GA-212 and GA-112.

Progressive Amp A new world of versatile tone

With a simple twist of the DRIVE knob and push of the BOOST button, you can morph through a diverse sonic landscape of new amp sounds, from Clean to Super Extreme.



Smart Channel Accelerate your workflow

The GA's innovative Smart Channel feature scans and saves your panel settings automatically, and you can recall all four channels of settings with a single button push. The bright LED knobs clearly indicate the positions of each parameter, visually confirming the settings even on dark stages.



Stack your amps for extraordinary power!

The GA series lets you stack amps via the Link connector — great for guitarists who are looking for even higher decibel levels. Connect two GA-212s for up to 400W of power!

* Up to two units can be stacked. Do not stack three or more units.



Convenient hands-free performance

GA-FC GA Foot Controller



- Switch instantly between four channels and two routings of loops, reverbs, boost settings, etc.
- Simultaneously connect two expression pedals for real-time control of volume and drive
- Simultaneously control stacked amps via Link In/Out port

Control your sound from the floor



Front Panel

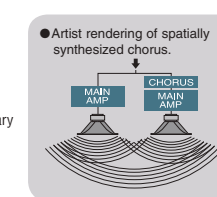


Rear Panel



World's first spatially synthesized chorus

The combination of two independent amplifiers, two enclosed speakers, and the specially designed cabinet results in legendary chorus with unmatched width and depth.



Stereo effects loop

The stereo effects loop, with level and mode controls, lets you interface with a variety of external effects — from multi-effects processors to compact pedals.

Footswitch jack and stereo line output

The footswitch jacks can be used to control chorus/vibrato, reverb, and distortion individually. The stereo line output lets you route your JC tone directly to external mixers, recorders, etc.

CUBE XL Series



80W of high-powered sound for the stage. Meet the flagship of CUBE XL amps.

CUBE-80XL

Guitar Amplifier **COSM**



- 80W guitar amp with 12" high-performance custom speaker
- Footswitchable channels, including JC Clean, Lead, and Solo with memory capability
- 11 COSM amp models, including the new Extreme amp
- Eight effects, including the new Heavy Octave and COSM vintage Spring Reverb
- 80-second Phrase Looper built in
- Hands-free channel switching via footswitch (sold separately)

Control Panel



Rear Panel



COSM AMP TYPE

JC CLEAN	BLACK PANEL	DLX COMBO	BRIT COMBO
TWEED	CLASSIC STACK	METAL STACK	R-FIER STACK
EXTREME	DYNA AMP	ACOUSTIC SIM	

EFFECTS

CHORUS	FLANGER	PHASER
TREMOLO	HEAVY OCTAVE	DELAY
REVERB "SPRING"	REVERB "PLATE"	

For gigs, for practice — XL sound in a streamlined cabinet.

CUBE-40XL

Guitar Amplifier **COSM**



- 40W guitar amp with 10" high-performance custom speaker
- Footswitchable channels, including JC Clean, Lead, and Solo with memory capability
- 10 COSM amp models, including the new Extreme amp
- Eight effects, including the new Heavy Octave and COSM vintage Spring Reverb
- 80-second Phrase Looper built in
- Power Squeezer for full gain at low volume

Control Panel



Rear Panel



COSM AMP TYPE

JC CLEAN	BLACK PANEL	BRIT COMBO	TWEED
CLASSIC STACK	METAL STACK	R-FIER STACK	EXTREME
DYNA AMP	ACOUSTIC SIM		

EFFECTS

CHORUS	FLANGER	PHASER
TREMOLO	HEAVY OCTAVE	DELAY
REVERB "SPRING"	REVERB "PLATE"	

Perfect for small spaces. Solid, heavy XL-quality tone.

CUBE-20XL

Guitar Amplifier **COSM**



- 20W guitar amp with 8" high-performance custom speaker
- Two channels: Independent JC Clean and Lead plus Solo function for extra boost
- Six Lead types, including the new Extreme amp
- Nine effects, including the new Heavy Octave and COSM vintage Spring Reverb
- Power Squeezer for full gain at low volume
- Convenient audible tuner lets you tune your guitar without unplugging

Control Panel



AMP TYPE

JC CLEAN*	OVERDRIVE**	DISTORTION**
METAL**	METAL STACK**	EXTREME**
ACOUSTIC SIM*		

EFFECTS

CHORUS	FLANGER	PHASER
TREMOLO	SOLO	HEAVY OCTAVE
DELAY	REVERB "SPRING"	REVERB (PLATE)

* COSM Amps ** COSM Distortions



Compact CUBE with EXTREME amp and BOSS distortion.

CUBE-15XL

Guitar Amplifier



- 15W guitar amp with 8" high-performance custom speaker
- Two independent channels: Clean and Lead
- Three authentic BOSS Lead tones, including Metal Zone and Extreme
- Power Squeezer for full gain at low volume

Control Panel



AMP TYPE

CLEAN	OVERDRIVE*
DISTORTION*	METAL ZONE*
EXTREME	


* BOSS Designed Distortions



JC Clean reproduces the sound of the world-standard JC-120 amplifier

This COSM-modeled masterpiece beautifully recreates the rich, spatial tone of the JC-120, a permanent fixture in studios around the world.

(Featured on CUBE-80XL, 40XL, 20XL, MICRO CUBE RX, MICRO CUBE, and CUBE Street amplifiers.)



Power Squeezer

Power Squeezer delivers high-impact, overdriven distortion even at low volumes. You can control the volume while still retaining the characteristics of powerful distortion. This is a great feature, especially for low-volume practice sessions at night.

(Featured on CUBE-40XL, 20XL, 15XL, CUBE-60XL BASS, 20XL BASS.)



Enhance your jams with Aux input!

Plug in an audio player and jam with your favorite songs. Connect external gear such as rhythm machines and MP3 players for play-along backing tracks.

(Featured on all CUBE series amps.)



	CUBE-80XL	CUBE-40XL	CUBE-20XL	CUBE-15XL	MICRO CUBE RX	MICRO CUBE	CUBE Street	CUBE-120XL BASS	CUBE-60XL BASS	CUBE-20XL BASS	MICRO CUBE BASS RX
Rated Power Output	80 W	40 W	20 W	15 W	2.5 W + 2.5 W	2 W	2.5 W + 2.5 W	120 W	60 W	20 W	2.5 W + 2.5 W
Speaker	30 cm (12 inches)	25 cm (10 inches)	20 cm (8 inches)	20 cm (8 inches)	10 cm (4 inches) x 4	12 cm (5 inches)	16 cm (6.5 inches) x 2	30 cm (12 inches) + Coaxial Tweeter	25 cm (10 inches) + Coaxial Tweeter	20 cm (8 inches)	10 cm (4 inches) x 4
Amp Type	JC CLEAN/LEAD (10 types)	JC CLEAN/LEAD (9 types)	JC CLEAN/LEAD (6 types)	CLEAN/LEAD (4 types)	8 types (incl. MIC Preamp)	7 types (incl. MIC Preamp)	MIC/LINE, GUITAR/INST (8 types)	8 types	8 types	6 types	8 types (incl. MIC Preamp)
Effects	8 types	8 types	9 types	—	6 types	6 types	2 types (for MIC/LINE CH), 6 types (for GUITAR/INST CH)	7 types	7 types	7 types	6 types
SOLO Function	Yes (Memory)	Yes (Memory)	Yes (Boost)	—	—	—	—	Yes (Memory)	Yes (Memory)	Yes (Boost)	—
Looper	Yes (80 sec.)	Yes (80 sec.)	—	—	—	—	—	Yes (80 sec.)	Yes (80 sec.)	—	—
Power Squeezer	—	Yes	Yes	Yes	—	—	—	—	Yes	Yes	—
Tuner	Yes	Yes	Yes (with Tuning Fork)	—	Yes	Tuning Fork	Yes	Yes	Yes	Yes	Yes
Aux In	Yes	Yes	Yes	Yes	Yes	Yes	Yes	Yes	Yes	Yes	Yes
Runs on Battery	—	—	—	—	Yes	Yes	Yes	—	—	—	Yes

CUBE XL BASS Series



Powerful 120W amp with flagship features and massive sound.

CUBE-120XL BASS

Bass Amplifier (CB-120XL)

COSM FFP



- Professional 120W amp with custom-designed 12" coaxial speaker
- Dual custom-designed air-flow port for deep bass and punchy sound
- Eight COSM bass amp models, including the new Super Low
- Seven effects, including the new Poly Octave and Drive
- Solo function with memory for use as a second channel
- Looper function for layered solos and one-person performances
- Built-in chromatic bass tuner with drop tuning support



Control Panel



Rear Panel



COSM AMP TYPE

SUPER FLAT	FLIP TOP	B MAN	T.E
BASS360	SESSION	CONCERT 810	SUPER LOW

EFFECTS

CHORUS	POLY OCTAVE	DELAY	REVERB "ROOM"
REVERB "PLATE"	COMPRESSOR	DRIVE	



Versatile 60W amp for studio sessions and gigs.

CUBE-60XL BASS

Bass Amplifier (CB-60XL)

COSM FFP



- Compact 60W bass amp with custom-designed 10" coaxial speaker
- Dual custom-designed air-flow port for deep bass and punchy sound
- Eight COSM bass amp models, including the new Super Low
- Seven effects, including the new Poly Octave and Drive
- Solo function with memory for use as a second channel
- Power Squeezer and Phrase Looper onboard
- Built-in chromatic bass tuner with drop tuning support



Control Panel



Rear Panel



COSM AMP TYPE

SUPER FLAT	FLIP TOP	B MAN	T.E
BASS360	SESSION	CONCERT 810	SUPER LOW

EFFECTS

CHORUS	POLY OCTAVE	DELAY	REVERB "ROOM"
REVERB "PLATE"	COMPRESSOR	DRIVE	



XL BASS quality in an amp sized for the bedroom.

CUBE-20XL BASS

Bass Amplifier (CB-20XL)

COSM FFP



- Ultra-compact 20W bass amp with custom-designed 8" speaker
- Six COSM bass amp models, including the new Super Flat
- Seven effects, including the new Poly Octave and Drive
- Power Squeezer function for powerful bass tones at low volumes
- Built-in tuner that's easy to use



Control Panel



COSM AMP TYPE

SUPER FLAT	FLIP TOP	B MAN
BASS360	SESSION	CONCERT 810

EFFECTS

CHORUS	SOLO	POLY OCTAVE
DELAY	REVERB	COMPRESSOR
DRIVE		

MICRO CUBE Series



Micro body, battery powered, shockingly BIG sound!

MICRO CUBE

Guitar Amplifier

COSM

●AC Adaptor Included



- Seven COSM amps provide a diverse range of tone
- Great spatial effects onboard; use simultaneously with delays and reverbs
- Built-in mic preamp for sing-along performance
- Digital tuning fork provides quick tuning reference
- Recording/Headphones output and stereo Aux input for CD players, etc.

Control Panel



Rear Panel



Up to 20 hours of continuous use with AA alkaline batteries.

COSM AMP TYPE

JC CLEAN	BLACK PANEL	BRIT COMBO	CLASSIC STACK
R-FIER STACK	ACOUSTIC	MIC	

EFFECTS

CHORUS	FLANGER	PHASER
TREMOLO	DELAY	REVERB

Custom-fitted cover

CB-MCC1

Protective Cover for MICRO CUBE



Powerful stereo sound from a battery-powered amp.

MICRO CUBE RX

Guitar Amplifier (MCUBE-RX)

COSM

●AC Adaptor Included



- Highly efficient stereo amp and four custom speakers
- Speaker material reproduces harmonics with full clarity
- Seven COSM amps produce tones based on masterpiece amplifiers
- Built-in mic preamp
- High-quality chorus, flanger, delay, and reverb onboard
- Rhythm Guide function for rhythm training and accompaniment
- Boost switch provides instant tonal variation
- Built-in chromatic tuner; can also be set for E-flat tuning

Control Panel



Up to 13 hours of continuous use with AA alkaline batteries.

COSM AMP TYPE

JC CLEAN	BLACK PANEL	BRIT COMBO
CLASSIC STACK	METAL STACK	R-FIER STACK
ACOUSTIC SIM	MIC	

EFFECTS

CHORUS	FLANGER	PHASER
TREMOLO	DELAY	REVERB

Custom made for bass. Play anywhere on battery power.

MICRO CUBE BASS RX

Bass Amplifier (MCB-RX)

COSM FFP

●AC Adaptor Included



- Four high-efficiency speakers with custom-coated cones that reduce unwanted vibrations and provide clear, tight sound
- Seven types of COSM amps developed specifically for bass
- Built-in mic preamp
- Onboard effects include high-quality chorus, delays, reverbs, and T-Wah
- Built-in bass compressor to even out dynamics
- Rhythm Guide function for rhythm training and accompaniment
- Built-in tuner with support for E-flat tuning as well as low B and high C for six-string basses

Control Panel



Up to 11 hours of continuous use with AA alkaline batteries.

COSM AMP TYPE

OCTAVE BASS	SUPER FLAT	FLIP TOP
B MAN	BASS360	SESSION
CONCERT 810	MIC	

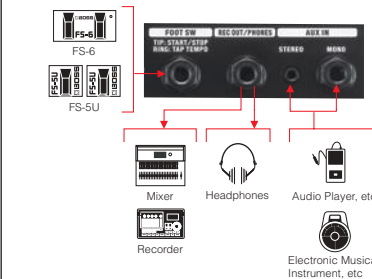
EFFECTS

COMPRESSOR	CHORUS	FLANGER
T-WAH	DELAY	REVERB

Flexible input options support a wide range of applications.

The MICRO CUBE RX series features a Record output for direct connection to recording devices. It also has Aux input, which lets you plug in an MP3/CD player or instrument such as a drum machine. The Footswitch input lets you tap tempo or start/stop the built-in Rhythm Guide tracks.

* MICRO CUBE RX/BASS RX share the same rear-panel design.



Improve your chops with Rhythm Guide.

Build your skills with the MICRO CUBE RX series' Rhythm Guide. Choose from 11 genres of rhythms (rock, R&B, jazz, and more) with three types of rhythms per genre. Set your desired tempo with the Tap Tempo button, and play along with pro-quality backing patterns. You can also use an optional footswitch for tap-tempo input and start/stop control.



The world is your stage. Use the CUBE Street anywhere!

CUBE Street

Battery Powered Stereo Amplifier
● AC Adaptor Included



- Compact, lightweight stereo amplifier with slanted cabinet design
- Two high-performance 6.5" speakers
- Runs on batteries or AC adaptor
- Dual-channel architecture with Guitar/Inst and Mic/Line inputs
- Aux In jack for playing along with external audio players or rhythm machines
- Eight COSM Amps, six digital effects, and chromatic tuner built in
- 2-band EQ, Delay/Reverb for the Mic/Line-channel

Control Panel



Rear Panel



Play at full power for 15 hours on six AA alkaline batteries!

COSM AMP TYPE

JC CLEAN	BLACK PANEL	BRIT COMBO
CLASSIC STACK	R-FIER STACK	ACOUSTIC SIM
INSTRUMENT	MIC	

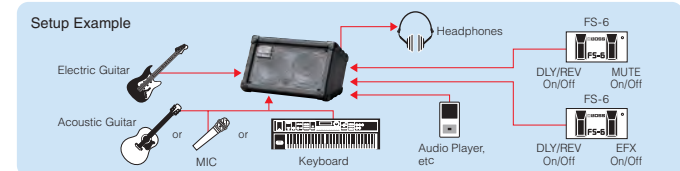
EFFECTS

GUITAR/INSTRUMENT CHANNEL			MIC/LINE CHANNEL	
CHORUS	FLANGER	PHASER	DELAY	REVERB
TREMOLO	DELAY	REVERB		

Open the flap and start playing. Water-repellent material.

CB-CS1

Carrying Bag



Instruments and microphones welcome. Plug in the entire band!

MOBILE CUBE

Battery Powered Stereo Amplifier (MB-CUBE)
● PSA Series Optional AC Adaptor



- Three inputs for microphone, stereo instrument, and stereo Aux
- Built-in stereo effects including delay, reverb, and chorus
- Center Cancel feature for minus-one-type vocal practice
- Play at full power for up to 15 hours on six AA alkaline batteries
- Mount on ST-CMS1 speaker stand or mic stand

Control Panel



Up to 15 hours of continuous use with AA alkaline batteries.

Side Panel



(Left)

(Right)

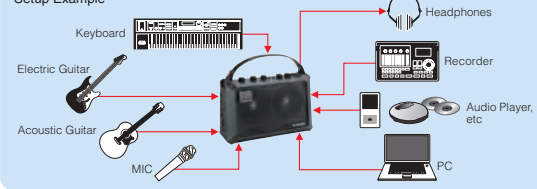
AMP TYPE

A-GUITAR	KEYBOARD/INSTRUMENT NORMAL
KEYBOARD/INSTRUMENT FAT	AUDIO
E-GUITAR CLEAN	E-GUITAR OVERDRIVE
E-GUITAR DIST	

EFFECTS

CHORUS	DELAY	REVERB
--------	-------	--------

Setup Example



Custom-fitted Carrying Case

CB-MBC1

Carrying Case



2.1 monitor system for electronic instruments

CM-220/CM-110

Cube Monitor



- 2.1-channel system with high-quality sound and full frequency response
- Custom-made speakers with protection circuit to handle input with wide dynamic range or continuous high levels (synthesizers, V-Drums, etc.)
- Long-stroke subwoofer reproduces ultra-low frequencies
- Versatile connectivity to handle electronic musical instruments such as V-Drums, keyboards, and stage pianos, as well as media-production gear, audio players, and home entertainment systems
- 3-channel multimedia inputs, including digital, stereo miniature phone type, and RCA phono type
- External mixer can be connected to the balanced input (XLR) for input expansion
- Satellite speaker nets can be removed

Powerful model with 200W output

Compact model with 100W output



(CM-220)



(CM-110)



(CM-110-WH)

Top Panel



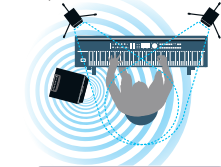
Rear Panel



* Top- and rear-panel specifications are the same for CM-220 and CM-110.

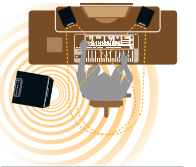
Keyboards

Translates the powerful sound of synths and the rich expression of pianos.



Computer Music

Faithfully reproduces a wide range of sources and sounds.



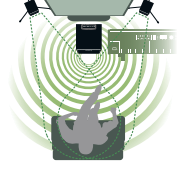
Drums

Provides full-range sound — from the sparkle of cymbals to the powerful lows of kick drums.



Home Entertainment

Enjoy the complete power and presence of 2.1-channel sound.



Attach satellite speakers to these stands and listen to music at an ideal height.



Multi-purpose portable mixing monitor

CM-30

Cube Monitor



- High-power 30W amp in a compact body
- Three channels and two Aux inputs to handle five simultaneous sources
- Supports a wide range of applications ranging from instruments, audio playback, live monitoring, and basic sound reinforcement
- Channels 2 and 3, and Aux support stereo inputs
- Stereo Link function lets you connect two CM-30 units for a total of ten simultaneous input channels with stereo playback

Control Panel



Rear Panel



ACOUSTIC CHORUS AC Series



Pure quality, pristine beauty

AC-90/AC-60

Acoustic Chorus Guitar Amplifier



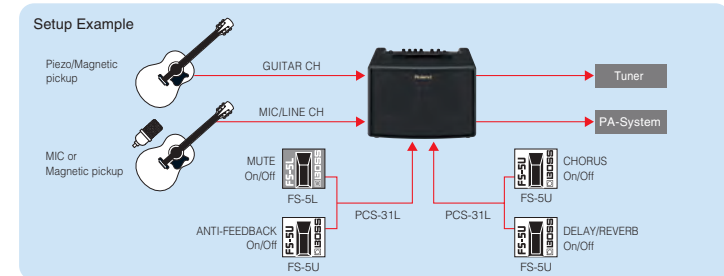
- AC-90: 90W (45W + 45W) stereo amps, a powerhouse for the stage
- AC-60: 60W (30W + 30W) stereo amps, a big stereo sound that's portable
- Switchable piezo and magnetic pickup input types
- Guitar and Mic/Line channels for vocal duos and singer/players
- Mic channel with phantom power for condenser mics
- 3-band EQ per channel for fine-tuning your sound
- Spatially synthesized, bandwidth-divided chorus, plus reverbs, delays, and Shape feature for acoustic guitar
- Anti-feedback function for eliminating howl
- Aux input, XLR out, DI out, and subwoofer output
- AC-60 is available in two colors: black and wood-color finishes



Tilt stand enables optimal monitoring angle.



Quality carrying case included.



World's first AA-battery-powered acoustic guitar amp

AC-33

Acoustic Chorus Guitar Amplifier
● AC Adaptor Included



* 30W when using the AC adaptor, 20W when using alkaline batteries.

- 30W (15W + 15W stereo)* power in a compact, portable package
- Runs on batteries or AC power
- Guitar and Mic channels plus Aux input for connecting an external audio player
- Reverb, chorus, and ambience effects
- Ambience effects create spatial depth akin to concert halls and cathedrals, particularly beautiful with nylon-string guitars
- Eliminate howling with the onboard Anti-feedback feature
- Phrase Looper with 40 seconds of record time
- Available in two colors: black and wood-color finishes



Up to nine hours of continuous use with eight AA rechargeable batteries.



Tilt stand enables optimal monitoring angle.



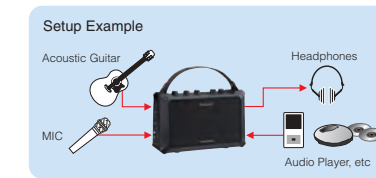
Fits in a backpack, light enough to carry — take it anywhere!

MOBILE AC

Acoustic Chorus Guitar Amplifier



- 5W (2.5W + 2.5W) stereo amplifier delivers rich acoustic guitar sound
- Three channel inputs to connect microphone, guitar, and audio player
- Chorus, Reverb, and Wide effects add depth to your sound
- Simple, intuitive controls
- Runs on batteries or optional AC adaptor
- Speaker-stand mountable



15 hours of use with six AA alkaline batteries.



Highly stable, height-adjustable speaker stand.
ST-CMS1
Monitor Speaker Stand

Use this handy case to conveniently transport your MOBILE AC.
CB-MBC1
Carrying Case

* MOBILE AC can also be mounted on standard mic stands.





The go-anywhere battery-powered amp for street bands.

BA-330

Stereo Portable Amplifier
●AC Adaptor Included



- All-in-one portable digital PA system suitable for use anywhere
- Amazing sound pressure; delivers up to 109 dB SPL even when running on batteries
- Four 16 cm speakers and two tweeters cover a wide frequency spectrum
- Powerful high-quality stereo sound for small-to-medium rooms
- High-quality stereo effects, EQ, and Anti-feedback feature onboard
- Expand to larger system with the Stereo Link feature
- Built-in tilt stand for optimal performance angle
- Runs on AA batteries, AC adaptor, or industrial rechargeable battery



Rechargeable Battery HR6 (AA) type (nickel metal hydride); approx. 10 hours (MAX), approx. 15 hours (ECO)



Also features a pocket for an audio player.

Control Panel



Mounts on an optional speaker stand



ST-A95 Speaker Stand

Rear Panel



Conveniently transport the BA-330



CB-BA330 Carrying Case



The compact, battery-powered mobile amp you can take anywhere.

MOBILE BA

Battery Powered Stereo Amplifier



- Lightweight, compact amp with carrying strap
- Big, dynamic stereo sound that defies its small body
- 3-channel design supports a variety of inputs, including mics, instruments, computers, and audio players
- Simple, intuitive controls
- Anti-feedback feature prevents annoying howling
- Center Cancel feature lets you create karaoke sing-along tracks
- Speaker-stand mountable



Up to 15 hours of continuous operation with six size AA alkaline batteries.



Use as amplified speakers for your computer.

Side Panel (Left)


Connect a variety of devices

- **Microphone**
Polish your vocals with the built-in reverb and echo effects.
- **Electronic instrument or metronome**
Use as a monitor at the studio, home, or anywhere you roam.
- **Computer or audio player**
Deliver computer presentations with high-quality audio. Amplify songs from your portable audio player. Use the Center Cancel function to practice vocals. * Center Cancel feature can reduce vocals from pre-recorded songs.

Control Panel



Side Panel (Right)



Superb system for conferences, speeches, and musical performances.

BA-55

Digital Wireless System

Battery Powered Portable Amplifier
●Microphone and AC Adaptor Included



- High-efficiency digital amp driving two 6.5" speakers; delivers 108 dB of powerful, high-quality sound
- Digital microphone included; connects wirelessly for clean, clear reception
- Two power modes: size AA batteries and AC adaptor
- 3-channel mixer with two mic inputs and one instrument/audio input
- Built-in echo effect that you can turn on/off from the microphone
- Anti-feedback function prevents unwanted howling
- Expand the setup with two mics; add a second wireless mic [DR-WN55] or connect a wired mic



Approx. six hours of continuous use with eight size AA alkaline batteries. Also supports rechargeable batteries.

Control Panel



Two built-in wireless receivers; add a second wireless mic.

DR-WN55 Wireless Microphone



Rear Panel



Companion speaker stand that telescopes for custom height adjustment.

ST-A95 Speaker Stand



An internal sensor automatically switches between stereo output (when positioned horizontally) and mono output (when positioned vertically).



(BA-55)



(BA-55-WH)

Highly stable, height-adjustable speaker stand.

ST-CMS1 Monitor Speaker Stand

* MOBILE BA can also be mounted on standard mic stands.



Use this handy carrying bag to transport your MOBILE BA.

CB-MBC1 Carrying Case



Specifications

GA Series

GA-212 ●Rated Power Output: 200 W ●Speakers: 30 cm (12 inches) x 2 ●Connectors: INPUT (HIGH, LOW), MAIN IN (A, B), LINE OUT, FOOT CONTROL (LINK IN, LINK OUT), THRU/TUNER OUT, EFX LOOP A, B SEND, EFX LOOP A, B RETURN ●Power Consumption: 75 W ●Dimensions: 715 (W) x 337 (D) x 560 (H) mm / 28-3/16 (W) x 13-5/16 (D) x 22-1/16 (H) inches ●Weight: 32.0 kg / 70 lbs 9 oz ●Accessories: Caster x 4, Power Cord

JC

JC-120 ●Rated Power Output: 120 W (60 W + 60 W) ●Speakers: 30 cm (12 inches) x 2 ●Connectors: [CH1] INPUT (HIGH, LOW), [CH2] INPUT (HIGH, LOW), FOOT SW (CHORUS/VIBRATO, REVERB, DISTORTION), CH2 EFFECT LOOP SEND, CH2 EFFECT LOOP RETURN (L (MONO), R), LINE OUT (L (MONO), R) ●Power Consumption: 110 W ●Dimensions: 760 (W) x 280 (D) x 622 (H) mm / 29-15/16 (W) x 11-1/16 (D) x 24-1/2 (H) inches (includes casters) ●Weight: 28 kg / 61 lbs 12 oz (includes casters) ●Accessory: Caster x 4

CUBE Series

CUBE-80XL ●Rated Power Output: 80 W ●Speaker: 30 cm (12 inches) ●Connectors: INPUT, STEREO AUX IN, LINE OUT, RECORDING OUT/PHONES, EXT SPEAKER*, FOOT SW (CH SELECT, SOLO), FOOT SW (EFX, REVERB), FOOT SW (DELAY/REC/PLAY/DUB, TAP/STOP) *When connecting to an external speaker, make sure the speaker conforms to the following specifications. Impedance: 8 ohms or less, Allowable power input: 80 watts or greater ●Power Consumption: 75 W ●Dimensions: 440 (W) x 265 (D) x 440 (H) mm / 17-3/8 (W) x 10-7/16 (D) x 17-3/8 (H) inches ●Weight: 16 kg / 35 lbs 5 oz

CUBE-40XL ●Rated Power Output: 40 W ●Speaker: 25 cm (10 inches) ●Connectors: INPUT, STEREO AUX IN, RECORDING OUT/PHONES, FOOT SW (CH SELECT, SOLO) FOOT SW (EFX, REVERB) FOOT SW (DELAY/REC/PLAY/DUB, TAP/STOP) ●Power Consumption: 43 W ●Dimensions: 385 (W) x 265 (D) x 385 (H) mm / 15-3/16 (W) x 10-7/16 (D) x 15-3/16 (H) inches ●Weight: 10 kg / 22 lbs 1 oz

CUBE-20XL ●Rated Power Output: 20 W ●Speaker: 20 cm (8 inches) ●Connectors: INPUT, STEREO AUX IN, FOOT SW (CH SELECT, EFX/SOLO), RECORDING OUT/PHONES ●Power Consumption: 24 W ●Dimensions: 385 (W) x 240 (D) x 385 (H) mm / 15-3/16 (W) x 9-1/2 (D) x 15-3/16 (H) inches ●Weight: 9 kg / 19 lbs 14 oz

CUBE-15XL ●Rated Power Output: 15 W ●Speaker: 20 cm (8 inches) ●Connectors: INPUT, STEREO AUX IN, RECORDING OUT/PHONES ●Power Consumption: 18 W ●Dimensions: 335 (W) x 240 (D) x 335 (H) mm / 13-3/16 (W) x 9-1/2 (D) x 13-3/16 (H) inches ●Weight: 7.2 kg / 15 lbs 14 oz

CM Series

CM-220 ●Rated Power Output: 200 W (Main Unit 100 W + Satellite Speaker 10 W x 2) ●Speakers: [Main Unit] 25 cm (10 inches), [Satellite Speaker] 50 cm (4 inches), 2 cm (3/4 inch) for each ●Connectors: CH 1 [INSTRUMENT] INPUT (L/MONO, R), CH 2 [LINE] INPUT (L, R/RCA phono type), STEREO (mini), CH 3 [DIGITAL] INPUT (coaxial), BALANCED INPUT (L, R/XLR, TRS), PHONES, SATELLITE SPEAKER OUT (L, R) ●Power Consumption: 67 W ●Dimensions: [Main Unit] 381 (W) x 376 (D) x 413 (H) mm / 15 (W) x 14-13/16 (D) x 16-5/16 (H) inches, [Satellite Speaker, for each] 162 (W) x 197 (D) x 243 (H) mm / 6-7/16 (W) x 7-13/16 (D) x 9-5/8 (H) inches ●Weight: [Main Unit] 18.8 kg / 41 lbs 8 oz [Satellite Speaker, for each] 3.1 kg / 6 lbs 14 oz ●Accessories: Power Cord, Speaker Cable (3.5 m) x 2

AC Series

AC-90 ●Rated Power Output: 90 W (45 W + 45 W) ●Speakers: Woofer 20 cm (8 inches) x 2, Tweeter 8 cm x 5 cm (3 inches x 2 inches) x 2 ●Connectors: GUITAR CH IN, MIC/LINE IN, STEREO AUX IN, DI/TUNER OUT, LINE OUT, SUB WOOFER OUT, PHONES, FOOT SW ●Power Consumption: 30 W ●Dimensions: 464 (W) x 303 (D) x 326 (H) mm / 18-5/16 (W) x 11-15/16 (D) x 12-7/8 (H) inches ●Weight: 13.9 kg / 30 lbs 11 oz ●Accessory: Carrying Case

AC-60 ●Rated Power Output: 60 W (30 W + 30 W) ●Speakers: 16 cm (6.5 inches) x 2 ●Connectors: GUITAR CH IN, MIC/LINE IN, STEREO AUX IN, DI/TUNER OUT, LINE OUT, SUB WOOFER OUT, PHONES, FOOT SW ●Power Consumption: 68 W ●Dimensions: 380 (W) x 270 (D) x 268 (H) mm / 15 (W) x 10-11/16 (D) x 10-9/16 (H) inches ●Weight: 9.8 kg / 21 lbs 10 oz ●Accessory: Carrying Case

BA Series

BA-330 ●Rated Power Output: 30 W (15 W + 15 W), SPL 109 dB ●Speakers: 16 cm (6.5 inches) x 4, Tweeter x 2 ●Connectors: [CH1, 2] INPUT (XLR, 1/4-inch TRS phono type), [CH3/4, CH5/6] INPUT L, R, AUX IN (Stereo mini, RCA phono type L, R), LINE OUT L, R, STEREO LINK (IN/OUT), FOOT SW ●Power Supply: [DC 9 V] Dry Battery LR6 (AA) type (alkaline) x 8, Rechargeable Battery HR6 (AA) type (nickel metal hydride) x 8, AC Adaptor ●Current Draw: 410 mA ●Dimensions: 415 (W) x 357 (D) x 509 (H) mm / 16-3/8 (W) x 14-1/16 (D) x 20-1/16 (H) inches ●Weight: 13.8 kg / 30 lbs 7 oz (excluding Batteries) ●Accessory: AC Adaptor

BA-55 ●Rated Power Output: 20 W (10 W + 10 W), SPL 108 dB ●Speakers: 16 cm (6.5 inches) x 2 ●Wireless Reception Method: Roland Original (for DR-WM55 only) ●Connectors: [MIC] INPUT (XLR, 1/4-inch TRS phono type), [LINE] AUDIO INPUT (Stereo mini, RCA phono type L, R), INST INPUT (L/MONO, R) [OUTPUT] LINE OUT (RCA phono type L, R) ●Power Supply: [DC 12 V] Alkaline Battery (HR6, AA) x 8, Rechargeable Ni-MH Battery (HR6, AA) x 8, or AC Adaptor ●Current Draw: 430 mA ●Dimensions: 355 (W) x 265 (D) x 481 (H) mm / 14 (W) x 10-7/16 (D) x 18-15/16 (H) inches ●Weight: 9 kg / 19 lbs 14 oz (excluding Batteries) ●Accessories: Wireless MIC (DR-WM55) x 1, AC Adaptor

GA-112 ●Rated Power Output: 100 W ●Speaker: 30 cm (12 inches) x 1 ●Connectors: INPUT (HIGH, LOW), MAIN IN (A, B), LINE OUT, FOOT CONTROL (LINK IN, LINK OUT), THRU/TUNER OUT, EFX LOOP A, B SEND, EFX LOOP A, B RETURN ●Power Consumption: 45 W ●Dimensions: 615 (W) x 337 (D) x 504 (H) mm / 24-1/4 (W) x 13-5/16 (D) x 19-7/8 (H) inches ●Weight: 24.5 kg / 54 lbs 1 oz ●Accessory: Power Cord

CUBE-120XL BASS ●Rated Power Output: 120 W ●Speakers: 30 cm (12 inches) + Tweeter (Coaxial, 2-way) ●Connectors: BASS INPUT, STEREO AUX IN, LINE OUT/DI OUT, RECORDING OUT/PHONES, EXT SPEAKER, FOOT SW (SOLO, COMP/DRIVE), FOOT SW (EFX, REVERB), FOOT SW (DELAY/REC/PLAY/DUB, TAP/STOP) *When connecting to an external speaker, make sure the speaker conforms to the following specifications. Impedance: 8 ohms or less, Allowable power input: 120 watts or greater ●Power Consumption: 39 W ●Dimensions: 462 (W) x 325 (D) x 518 (H) mm / 18-3/16 (W) x 12-13/16 (D) x 20-7/16 (H) inches ●Weight: 19.7 kg / 43 lbs 7 oz

CUBE-60XL BASS ●Rated Power Output: 60 W ●Speakers: 25 cm (10 inches) + Tweeter (Coaxial, 2-way) ●Connectors: BASS INPUT, STEREO AUX IN, LINE OUT, DI OUT, RECORDING OUT/PHONES, FOOT SW (SOLO, COMP/DRIVE) FOOT SW (EFX, REVERB), FOOT SW (DELAY/REC/PLAY/DUB, TAP/STOP) ●Power Consumption: 25 W ●Dimensions: 421 (W) x 325 (D) x 479 (H) mm / 16-5/8 (W) x 12-13/16 (D) x 18-7/8 (H) inches ●Weight: 16.2 kg / 35 lbs 12 oz

CUBE-20XL BASS ●Rated Power Output: 20 W ●Speaker: 20 cm (8 inches) ●Connectors: BASS INPUT, STEREO AUX IN, FOOT SW (EFX/SOLO, COMP/DRIVE), RECORDING OUT/PHONES ●Power Consumption: 24 W ●Dimensions: 335 (W) x 327 (D) x 335 (H) mm / 13-3/16 (W) x 12-7/8 (D) x 13-3/16 (H) inches ●Weight: 9.4 kg / 20 lbs 12 oz

MICRO CUBE ●Rated Power Output: 2 W ●Speaker: 12 cm (5 inches) x 3 ●Connectors: INPUT, REC OUT/PHONES, AUX IN ●Power Supply: [DC 9 V] AC Adaptor or Dry Battery (LR6 (AA) type) x 6 ●Current Draw: 185 mA ●Dimensions: 244 (W) x 166 (D) x 226 (H) mm / 9-5/8 (W) x 6-9/16 (D) x 8-15/16 (H) inches ●Weight: 3.3 kg / 7 lbs 5 oz (excluding AC Adaptor and Batteries) ●Accessories: AC Adaptor, Strap

CM-110 ●Rated Power Output: 100 W (Main Unit 50 W + Satellite Speaker 25 W x 2) ●Speakers: [Main Unit] 16 cm (6.5 inches), [Satellite Speaker] 10 cm (4 inches), 2 cm (3/4 inch) for each ●Connectors: CH 1 [INSTRUMENT] INPUT (L/MONO, R), CH 2 [LINE] INPUT (L, R/RCA phono type), STEREO (mini), CH 3 [DIGITAL] INPUT (coaxial), BALANCED INPUT (L, R/XLR, TRS), PHONES, SATELLITE SPEAKER OUT (L, R) ●Power Consumption: 47 W ●Dimensions: [Main Unit] 330 (W) x 327 (D) x 368 (H) mm / 13 (W) x 12-7/8 (D) x 14-1/2 (H) inches, [Satellite Speaker, for each] 162 (W) x 197 (D) x 243 (H) mm / 6-7/16 (W) x 7-13/16 (D) x 9-5/8 (H) inches ●Weight: [Main Unit] 13.3 kg / 29 lbs 6 oz [Satellite Speaker, for each] 3.1 kg / 6 lbs 14 oz ●Accessories: Power Cord, Speaker Cable (3.5 m) x 2

AC-33 ●Rated Power Output: 30 W (15 W + 15 W) (when using the AC Adaptor), 20 W (10 W + 10 W) (when using the alkaline batteries) ●Speakers: 12 cm (5 inches) x 2 ●Connectors: GUITAR CH IN, MIC/LINE CH IN, STEREO AUX IN, LINE OUT, PHONES, FOOT SW ●Power Supply: AC Adaptor (DC 13 V), Dry Battery LR6 (AA) type (alkaline) x 8, or Rechargeable Battery HR6 (AA) type (nickel metal hydride) x 8 ●Current Draw: 490 mA ●Dimensions: 318 (W) x 223 (D) x 243 (H) mm / 12-9/16 (W) x 8-13/16 (D) x 9-5/8 (H) inches ●Weight: 4.7 kg / 10 lbs 6 oz (excluding Batteries) ●Accessory: AC Adaptor

MOBILE AC ●Rated Power Output: 5 W (2.5 W + 2.5 W) ●Speakers: 10 cm (4 inches) x 2 ●Connectors: [MIC] INPUT, [GUITAR] INPUT, [AUDIO] INPUT (Stereo mini, RCA phono type L, R), PHONES ●Power Supply: [DC 9V] Dry Battery LR6 (AA) type (alkaline) x 6 or AC Adaptor (sold separately) ●Current Draw: 175 mA ●Dimensions: 280 (W) x 108 (D) x 177 (H) mm / 11-1/16 (W) x 4-1/4 (D) x 7 (H) inches ●Weight: 2.5 kg / 5 lbs 9 oz (including Batteries) ●Accessories: Strap, Alkaline battery (LR6, AA) x 6

DR-WM55 (Wireless Microphone: BA-55 accessory) ●Element: Dynamic ●Polar Pattern: Uni Directional ●Maximum Input SPL: 124 dB SPL (3 % THD at 1 kHz) ●RF Carrier frequency: 2.4 GHz (ISM Band) ●Wireless Transmission method: Roland Original ●Transmission Power: 10 mW ●Antenna: Built-in Antenna ●Outreach: Line-of-sight 20 m (This figure will vary depending on the actual conditions of use and the environment.) ●Power Supply: DC 3 V, Alkaline battery (LR6, AA) x 2, Rechargeable Ni-MH battery (LR6, AA) x 2 ●Dimensions: 59 (W) x 214 (H) mm / 2-3/8 (W) x 8-7/16 (H) inches ●Weight: 164 g / 6 oz ●Accessories: Microphone Holder, Alkaline battery (LR6, AA) x 2

MOBILE BA ●Rated Power Output: 5 W (2.5 W + 2.5 W) ●Speakers: 10 cm (4 inches) x 2 ●Connectors: [MIC] INPUT, [LINE] INPUT (L/MONO, R), [PC/AUDIO] INPUT (Stereo mini, RCA phono type L, R), PHONES ●Power Supply: [DC 9V] Dry Battery LR6 (AA) type (alkaline) x 6 or AC Adaptor (sold separately) ●Current Draw: 175 mA ●Dimensions: 280 (W) x 108 (D) x 177 (H) mm / 11-1/16 (W) x 4-1/4 (D) x 7 (H) inches ●Weight: 2.5 kg / 5 lbs 9 oz (including Batteries) ●Accessories: Strap, Alkaline battery (LR6, AA) x 6

Options



ST-A95

Speaker Stand



ST-SMC1

Speaker Stand



AC Adaptor (PSB-1U)

for MOBILE AC/MOBILE BA/MOBILE CUBE

* When purchasing an AC adaptor, be sure to specify the adaptor (from the list that follows) that is designed for the region in which it will be used, and the voltage supplied there. (PSB-120/PSB-230EU/PSB-230UK/PSB-240A) (sets containing PSB-1U and power cord)

PCS-31L

Audio Cable/Footswitch Cable (Stereo 1/4" ↔ 2 x 1/4"; 2.2 m)



COSM

Once a musical instrument generates sound vibrations, it reaches the human ear through various mediating objects, each of which significantly affects the sound. The material and configuration of the instrument, the electric/magnetic amplifying system, the air and the reverberation of the room all affect the final sound. Sound modeling, an advanced DSP technology, "virtually" reconstructs these objects. Roland's breakthrough Composite Object Sound Modeling (COSM) uses the advantages of multiple modeling methods and succeeds in accurately emulating existing sounds, as well as producing sounds that have never before been created.

FFP

FFP technology allows CUBE-120XL BASS, CUBE-60XL BASS, CUBE-20XL BASS, and MICRO CUBE BASS RX to precisely predict and adjust the response characteristics of amplifier and speaker output before the bass signal reaches them. This ability to "sense" incoming signals and adjust for them in advance greatly improves the amp's efficiency, allowing them to produce a clear, responsive, and very powerful-sounding output far beyond its conservative power rating.



Visit us online at www.Roland.com

All specifications and appearances are subject to change without notice. Roland, BOSS, COSM, CUBE MONITOR, CUBE STREET, METAL ZONE, MICRO CUBE, POWER SQUEEZER, V-Drums are either registered trademarks or trademarks of Roland Corporation in the United States and/or other countries. Company names and product names appearing in this document are registered trademarks or trademarks of their respective owners.

It is forbidden by law to make an audio recording, video recording, copy or revision of a third party's copyrighted work (musical work, video work, broadcast, live performance, or other work), whether in whole or in part, and distribute, sell, lease, perform, or broadcast it without the permission of the copyright owner.

Do not use this product for purposes that could infringe on a copyright held by a third party. We assume no responsibility whatsoever with regard to any infringements of third-party copyrights arising through your use of this product.